

Details ARE the Difference™

THE SHOWCASE LINE®

2007 EDITION

S Gauge, 1/64th Scale Trains

From S Helper Service,
Locomotives, Rolling Stock, Track and Accessories
for S Scale and American Flyer Compatible Trains



\$3.00

About The Showcase Line . . .

S Helper Service, Incorporated . . . By S Scalars for S Scalars

The Showcase Line sets for itself a lofty standard for S scale models, with meticulous prototype detailing and reliable operation -- a standard unsurpassed in all of model railroading. Every product introduction is enthusiastically greeted by the model railroad press, hobby shop owners and our valued customers.

If you have any comments or suggestions about any of our products, please write, or call Showcase Line Customer Service at 1-732-441-0555. We are always glad to hear from our customers and we try to help in any way possible.

Details ARE the Difference.™



Don't Forget!
to ask for our free quarterly newsletter

The SHS Update

Visit our website for the latest info about The Showcase Line at
www.showcaseline.com



Suite 7C
77 Cliffwood Avenue
Cliffwood, New Jersey 07721
800-465-0303
www.showcaseline.com

Art Direction and Design by Guy John Gola
Production Services by SchubGola Studio Productions
Illustrations by Donald Thompson
Photography by Bob Werre

© 2007 S Helper Service, Incorporated
Catalogs Printed in China

*The Showcase Line and S-Trax System are registered trademarks of S Helper Service, Incorporated
Cat and Caterpillar are registered trademarks of Caterpillar, Incorporated
John Deere is a registered trademark of Deere & Company
Kadee is a registered trademark of Kadee Products Company
LocoMatic™ is a trademark of Dallee Electronics, Incorporated
Tsunami is a registered trademark of Throttle UP! Corporation*

THE SHOWCASE LINE STEAM POWER 2-8-0 CONSOLIDATION

Details ARE the
Difference™



Erie

This prototype accurate model of the Baltimore and Ohio E-27 2-8-0 is available in multiple configurations. AC/DC LocoMatic™ sound, DC no sound, DCC/DC Tsunami sound options are available with either American Flyer compatible Hi-Rail wheels and couplers, or code 110 wheels and Kadee compatible couplers. Most road names available in two road numbers.

Contact customer service for assistance in ordering.

NOT PICTURED:
Baltimore & Ohio (Black Cab Roof)
Union Pacific
Painted, Unlettered

\$ 449.95 DC without sound

\$ 599.95 with sound

- Die-cast Zamac Boiler and Cab With Formed Wire and Cast Brass Boiler Details
- ABS Plastic Injection Molded Tender Body
- Choice of Available Electronic Steam Sound Systems with Exhaust, Brakes, Bell, Whistle
- Cab Interior & Back Head Detail
- Opening Cab Windows and Roof Hatches
- Locomotive Pickup on drivers
- Tender All-Wheel Pickup
- Fan Driven Smoke Unit

Visit our website for the latest info about The Showcase Line at
www.showcaseline.com



Atchafalaya, Topeka & Santa Fe



Baltimore & Ohio



Western Maryland



Chicago & North Western



Maine Central



New York Central



Southern (#722 only)

THE SHOWCASE LINE DIESEL ROAD POWER ELECTROMOTIVE DIVISION F-3 AND F-7 LOCOMOTIVES

Visit our website for the latest info about The Showcase Line at
www.showcaseline.com

Details ARE the Difference.™



Denver & Rio Grande Western
(A unit only- single number only)

Power your through freight trains with these accurate models of the diesels that ruled the railroads mains in the 40's thru 60's. Configurations are available as single A or B units, and in multi-unit combinations up to A-B-B-A with your choice of AC/DC LocoMatic sound, AC no sound, DC no sound, DCC no sound or DCC sound. All Showcase Line diesel locomotives ship ready-to-run with American Flyer compatible Hi-Rail wheels and couplers but also include S scale code 110 wheels and Kadee compatible couplers. Many road names available in two road numbers for both A and B units. Contact customer service for available combinations and assistance with ordering the correct configuration. Watch for new road names, liveries and perhaps even the F-3 phase 4.

Prices starting at
Single unit \$ 189.95 without sound \$ 289.95 with sound
Multi unit \$ 399.95 without sound \$ 479.95 with sound

- All-Wheel Drive
- Choice of Available Electronic Diesel Sound Systems with Prime Mover, Brakes, Bell, Horn
- Dual Flywheel Drive
- Freight and Passenger Pilots Provided
- Prototypically Correct Blomberg B Trucks
- See-through High Fan Shrouds with Movable Fans

Electro-Motive F 3 Phase II A-B 1,500 Hp. Diesel Road Locomotive



Chicago & North Western



Southern

Electro-Motive F 7 Phase I A-B 1,500 Hp. Diesel Road Locomotive



Pennsylvania



Boston & Maine



Missouri Pacific



Great Northern
(A unit only- single number only)

THE SHOWCASE LINE DIESEL SWITCHER POWER ELECTROMOTIVE NW-2, SW-1 AND SW-9 LOCOMOTIVES

Visit our website for the latest info about The Showcase Line at
www.showcaseline.com

Details ARE the Difference™



Chicago, Burlington & Quincy SW-1


For making up the trains, or, when power is short, move freight over the main with these powerful S versions of EMD's long running series of switching locomotives. All are ready-to-run with American Flyer compatible wheels and couplers, with S scale code 110 wheels in the box. Configurations with DCC or Locomatic™ sound are available for all but the SW-1's.

Most road names are available in two numbers.

Prices starting at
\$ 199.95 without sound \$ 289.95 with sound
\$ 239.95 DCC without sound

- All-Wheel Drive
- Choice of Available Electronic Diesel Sound Systems with Prime Mover, Brakes, Bell, Horn
- Dual Flywheel Drive
- Prototypically Correct AAR Switcher Trucks
- Standard & Multiple Unit Pilots Provided
- See-through Mesh Tread on Pilot Steps
- Tread Pattern Detail on Walkways

Electro-Motive NW 2 1,000 Hp. Diesel Switcher



Atchison, Topeka & Santa Fe



Chessie System/C & O



Union Pacific

Electro-Motive SW-1 600 Hp. Diesel Switcher (Not Available with Sound)



Erie Lackawanna



Great Northern



Western Pacific



Central Railroad of New Jersey

Electro-Motive SW-9 1,200 Hp. Diesel Switcher



Lehigh Valley



Conrail (single number only)



Florida East Coast



Frisco (St. Louis San Francisco)


WINNER
Model Railroader Magazine
"Readers Choice Award for 1998"
S Scale Locomotive Category



INTERNATIONAL CAR COMPANY EXTENDED VISION CABOOSE

Visit our website for the latest info about The Showcase Line at www.showcaseline.com

Details ARE the Difference™



WINNER
Model Railroader Magazine
"Readers Choice Award for 1998"
S Scale Freight Car Category

Extended vision cabooses started to appear on railroads in the 1950's in response to higher freight cars that made it impossible to see from the caboose over the top of the train. The Chesapeake and Ohio was the first purchaser of this caboose model from International Car Company (ICC) in 1968. C&O eventually owned more than 200 cars.

This is probably the closest to a "standard" caboose as there is. I C C manufactured several major variations of this car for a large number of North American railroads. Window placement and numbers per side, centered cupolas or body-width cupolas were among the variables.

Many road names available in two numbers.

\$ 69.95

- AB Brake System with Miner Brake Wheels
- Complete Interior Detail with 2-Man, Hand Painted Crew
- Illuminated Interior
- Illuminated Marker Lamps
- Opening End Doors
- Photo Etched Running Boards
- Windows Glazed with Crystal Styrene



Chicago, Rock Island & Pacific



Denver & Rio Grande Western



Frisco (St. Louis San Francisco)



Burlington Northern



Illinois Central Gulf



Soo Line



Great Northern



Missouri Pacific



Chicago, Burlington & Quincy

THE SHOWCASE LINE ROLLING STOCK HOUSE CARS

Details ARE the
Difference.™



The most populous on the railroads over the years were those that came to be called house cars; those fully enclosed cars for general or specific types of cargo. The ever-present box car, refrigerator cars and stock cars fall into that grouping. The Showcase Line offers these cars in three-different styles of box car, two different types of refrigerator cars and a stock car.

Many road names available in two numbers.

40' REBUILT STEEL BOX CAR \$ 39.95
40' U. S. R. A. SINGLE SHEATHED WOOD BOX CAR \$ 39.95

- AB or KC Brake System
- Molded Wood Grain Detail on Running Boards
- Molded Wood Grain Detail on Side Slats
- Opening Steel or Wood Box Car

Visit our website for the latest info about The Showcase Line at
www.showcaseline.com


40' REBUILT STEEL BOX CAR



Great Northern



Detroit, Toledo & Ironton



Pennsylvania



Ann Arbor

40' U.S.R.A. SINGLE SHEATHED WOOD BOX CAR



Wellsville, Addison & Galeton



Missouri, Kansas, Texas



Chicago, Milwaukee, St. Paul & Pacific



THE SHOWCASE LINE ROLLING STOCK
HOUSE CARS; continued...

Details ARE the Difference™



Peerless Beer



WFEX/Great Falls Beer



Skyland Eggs



Illinois Onion Exchange



NX/Heilmann Brewery



Oteo Food Products



NWX/Priebe Eggs

Billboard paint schemes were applied to reefers as rolling advertisements for hundreds (if not thousands) of companies and products. The practice ceased after the Interstate Commerce Commission prohibited using railroad cars as rolling billboards. The prototype was built for North Western Refrigerator Line, a subsidiary of the Chicago & North Western. North Western sold advertising on these cars to a wide-ranging variety of companies.

40' WOOD REFRIGERATOR CAR

\$ 45.95

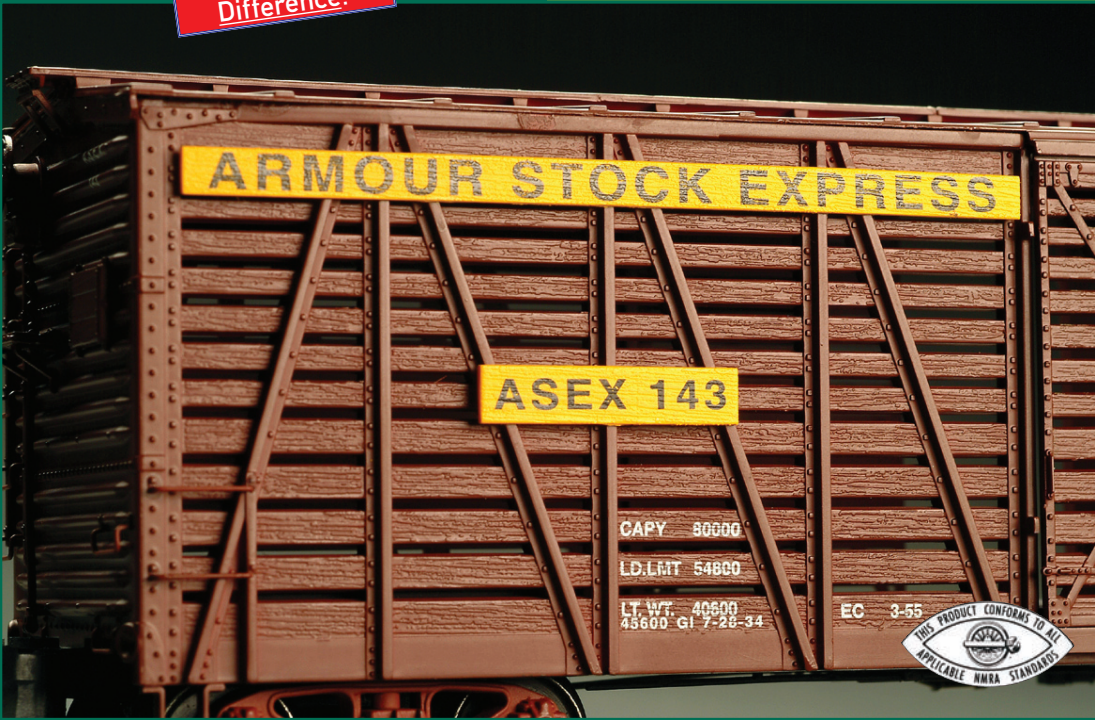
- KC Brake System
- Molded Wood Grain Detail on Running Boards
- Molded Wood Grain Detail on Side Stats
- Opening Ice Bunker Doors
- Fish-Belly underframe



THE SHOWCASE LINE ROLLING STOCK

HOUSE CARS; continued...

Details ARE the Difference.™



STOCK CARS; For more than a century, livestock moved from ranches and farms across America to the markets via rail. Stock cars, employing slat sides to provide light and ventilation, carried all varieties of livestock to the slaughter houses.

DOUBLE SHEATHED CARS; This USRA developed standardized design features double sheathed wood sides with a fish-belly underframe, vertical brake shaft with wheel and a KC brake system. Even cars that did not receive steel rebuilding worked well into the 60's; some in maintenance-of-way service until the 80's

40' U. S. R. A. DOUBLE SHEATHED BOX CAR STOCK CAR

\$ 39.95
\$ 39.95

- AB or KC Brake System
- Molded Wood Grain Detail on Running Boards
- Molded Wood Grain Detail on Side Slats
- Opening Wood Box Car and Stock Car Doors

Visit our website for the latest info about The Showcase Line at www.showcaseline.com

STOCK CAR



Armour Star Meats



Nickel Plate Road



Norfolk and Western



Frisco SL-SF

40' U.S.R.A. DOUBLE SHEATHED BOX CAR



Duluth South Shore & Atlantic



North Western Pacific



New York Central



Atlantic Coast Line

OPEN TOP HOPPER CARS 50-TON U.S.R.A. RIB SIDE HOPPER

Details ARE the Difference.™



Chesapeake & Ohio #01648

The United States Railroad Administration (USRA) developed standardized designs for open top hopper cars as well as locomotives and other rolling stock. Unlike most other USRA specifications, wood sides were not part of the design of these cars. Hoppers were built with steel sides, reflecting the wear and tear that loads such as coal inflict upon hoppers.

SINGLE CARS
THREE-CAR GIFT SETS
COAL LOAD

\$ 39.95
\$ 99.95
\$ 5.95

- AB Brake System
- Complete Interior Detail
- Die-cast Metal Center Sill
- Operating Hopper Car Doors



Baltimore & Ohio
#01179, boxed set #01178



Central Railroad of New Jersey
#01181, boxed set #01180



Chicago, Burlington & Quincy
#01183, boxed set #01182



International Harvester
#01185, boxed set #01184



Louisville & Nashville
#01187, boxed set #01186



New York Central
#01191, boxed set #01190



New York, New Haven & Hartford
#01189, boxed set #01188



New York, Ontario & Western
#01193, boxed set #01192



Pennsylvania
#01195, boxed set #01194



Peabody
#01207, boxed set #01206



Norfolk & Western
#01203, boxed set #01202




Reading
#01197, boxed set #01196

NOT PICTURED:

Unlettered Black; Unlettered, Freight Car Red

OPEN TOP HOPPER CARS 55-TON COMPOSITE HOPPER

Details ARE the Difference.™



The prototype for this version of Showcase Line twin open top hopper was built during World War II utilizing wood slats with outside-braced sides to minimize the use of steel to help the war effort. They are typical of the cars built for the Lehigh Valley in 1942. They remained in service as built into the 50's, when the wooden sides were replaced with steel.

| | |
|---------------------|----------|
| SINGLE CARS | \$ 39.95 |
| THREE-CAR GIFT SETS | \$ 99.95 |
| COAL LOAD | \$ 5.95 |

- AB Brake System
- Complete Interior Detail
- Die-cast Metal Center Sill
- Operating Hopper Car Doors



Ann Arbor
#00761, boxed set #00760




Wabash
#00783, boxed set #00782



Chicago, Indianapolis & Louisville/Monon
#01223, boxed set #01222



Clinchfield
#00771, boxed set #00770



Lehigh Valley
#01225, boxed set #01224



Nickel Plate Road
#00777, boxed set #00776



Virginian
#00781, boxed set #00780

NOT PICTURED:

Unlettered Black; Unlettered, Freight Car Red

Details ARE the Difference.™

OPEN TOP HOPPER CARS 55-TON OFFSET SIDE HOPPER



Our offset hopper is modeled after a New York Central car built at the East Rochester, NY in 1924 to 1927. The inside length was 30' 6" with 2055 cu. ft capacity. Offset hoppers featured the side sheets outside of the interior ribs which increased the capacity of the cars (2055 cu.ft. vs. 1880 for the outside ribbed USRA hopper of the same era).

SINGLE CARS
THREE-CAR GIFT SETS
COAL LOAD

\$ 39.95
\$ 99.95
\$ 5.95

- AB Brake System
- Complete Interior Detail
- Die-cast Metal Center Sill
- Operating Hopper Car Doors



Visit our website for the latest info about The Showcase Line at
www.showcaseline.com



Central Railroad of New Jersey
#01156, boxed set #01155



Delaware, Lackawanna & Western
#01158, boxed set #01157



Detroit & Mackinac
#01123, boxed set #01121



Great Northern
#01110, boxed set #01159



Green Bay & Western
#01112, boxed set #01111



Illinois Central
#01114, boxed set #01113



Lehigh & New England
#01116, boxed set #01115



New York Central
#01117, boxed set #01118



Peabody Coal Company
#01120, boxed set #01119

NOT PICTURED:

Toledo, Peoria & Western; Unlettered Black; Unlettered, Freight Car Red

OPEN TOP HOPPER CARS 55-TON PANEL SIDE HOPPER

Details ARE the Difference™

Not all roadnames available



Railroad right-of-way and other technological advances that began in the late 40's allowed heavier loads in cars. After the war, the original wood sides of some cars were replaced with steel in different fashions. Stamped steel panels, protruding between the original outside bracing, increased the loading weight and cubic capacity of the hoppers.

| | |
|---------------------|----------|
| SINGLE CARS | \$ 39.95 |
| THREE-CAR GIFT SETS | \$ 99.95 |
| COAL LOAD | \$ 5.95 |

- AB Brake System
- Complete Interior Detail
- Die-cast Metal Center Sill
- Operating Hopper Car Doors



Anderson
#01171, boxed set #01170



Ann Arbor
#00985, boxed set #00984



Canadian National
#01173, boxed set #01172



Grand Trunk Western
#01050, boxed set #01049



Chicago, Rock Island & Pacific
#01175, boxed set #01174



St. Louis - San Francisco
#00989, boxed set #00988



Delaware & Hudson
#00991, boxed set #00990



New York Central (black)
#00993, boxed set #00992



New York, New Haven & Hartford
#00996



Pennsylvania
#00997



Wabash
#00999, boxed set #00998

NOT PICTURED:

Unlettered Black; Unlettered, Freight Car Red

OPEN TOP HOPPER CARS 70-TON ORE CAR

Details ARE the Difference.™



As the middle of the last century approached, freight car manufacturing and material technology had progressed to the point that 70-Ton capacity cars for hauling iron ore were possible. These 34' cars were the mainstay of the Duluth, Missabi and Iron Range over the last 50-plus years. These, and similar cars, were used by most of the ore hauling operations of the railroads in the Lake Superior region and elsewhere in the U. S. and Canada.

This model provides every detail of the prototype, including the correct 5' wheel base trucks, the first use in a mass production release in any scale. The short length lends itself to long strings of ore cars, even on moderate sized layouts.

SINGLE CARS
FIVE-CAR GIFT SETS
IRON ORE CAR LOADS

\$ 39.95
\$ 179.95
\$ 5.95

- AB Brake System
- Complete Interior Detail
- Die-cast Metal Center Sill
- Operating Hopper Car Doors



Chicago, Milwaukee, St. Paul & Pacific
#00737, boxed sets #00738, #01432



Canadian National
#00729, boxed set #00730



Great Northern
#00735, boxed sets #00736, #01422



Great Northern (green)
#01293, boxed set #01292



Burlington Northern
#01291, boxed set #01290



Bessemer & Lake Erie
#00727, boxed set #00728, #01412



Duluth, Missabe & Iron Range
#00725, boxed sets #00726, #01402

Visit our website for the latest info about The Showcase Line at
www.showcaseline.com

GENERAL STEEL CASTINGS (G S C) FLAT CARS



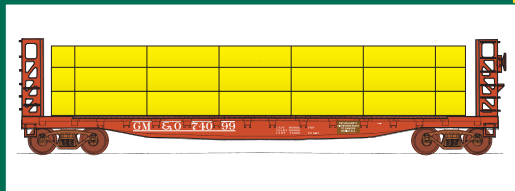
Northern Pacific #01163, #01164



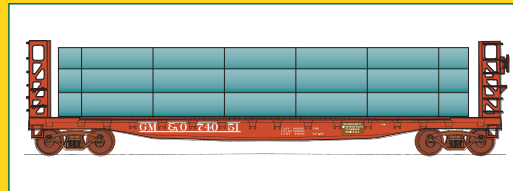
Soo Line
Finlay Premium #00336



Burlington Northern
2006 Christmas Car #01728



Gulf Mobile & Ohio
Steel Pipe Load (Yellow) #01730



Gulf Mobile & Ohio
Steel Pipe Load (Teal) #01729

G S C developed a standard flat car design that could adapt to two additional configurations with simple lock in castings to become either bulkhead or piggy-back cars. All three styles are offered.

Loads of agricultural and construction are available for standard flat cars.

Contact customer service for assistance in ordering.

53' 6" STANDARD FLAT CAR 48' BULKHEAD FLAT CARS

\$ 39.95
\$ 55.95

- Die-cast Zamac Underframe
- AB Brake System
- Weathered ABS Molded Decking

STANDARD FLAT CARS NOT PICTURED:
St. Louis San Francisco
Southern Pacific
Great Northern



Case International Grinder Mixer Mill
#01210 \$59.95



International Harvester Farmall Tractor with Corn
Picker and Wagon #01090 \$54.95



John Deere Grader
#00591 \$49.95



Oliver Tractor w/corn picker and wagon
#01070 \$54.95



John Deere Grinder Mixer Mill
#00529 \$59.95



John Deere Backhoe (2)
#00472 \$59.95



Caterpillar D6R XL Bulldozer (2)
#00680 \$59.95



John Deere Wheel Loader
#00590 \$44.95



John Deere Skid Steer (4)
#00532 \$59.95



Knight Slinger Spreader
w/Challenger 45 Tractor
#00679 \$54.95




Caterpillar Boom Sprayer
w/Challenger 45 Tractor
#00677 \$54.95



Caterpillar 45 Tractor (2)
#00676 \$59.95

PULLMAN-STANDARD COVERED HOPPER CARS

Details ARE the Difference.™



Chessie System/C & O #01145, #01146

Covered hopper cars carry bulk commodities that must be protected from the elements. The PS-2 series cars from Pullman-Standard were among the most widely used cars on the rails.

Most cars available in two road numbers.

PS-2 THREE-BAY COVERED HOPPER CARS
PS-2 TWO-BAY COVERED HOPPER CARS

\$ 42.95
\$ 39.95

- AB Brake System
- Photo-Etched Running Boards

NOT PICTURED:
 Unlettered, Gray #00271
 Unlettered, Gray, Friction Bearing #00021



Wabash
 #00977, #00978



Jack Frost
 #01626



Domino Sugar
 #01625



Reading
 #00975, #00976



Baltimore & Ohio
 #01627, #01628



Chicago & NorthWestern
 #01629, #01630



Southern Pacific Hydra-Cushion
 #01631, #01632



Burlington Northern
 #01143, #01144



Central Railroad of New Jersey
 #00966



Delaware & Hudson
 #01147, #01148

The Showcase Line's S-Trax System sectional track is prototypical track, following the specifications of the Pennsylvania Railroad for rail, ties, ballast and grading from the 1950's. Sectional track components are designed with positive mechanical and electrical connections. The integral roadbed allows for even temporary layouts on any flat surface.

Sectional track is available in various straight lengths and multiple curve radii.

For complete details on the S-Trax System and track plans, pick up your copy of the new S-Trax® Primer and Track Planning Guide #01122 \$7.95

- 155# (Code 125) Nickel Silver Solid, Extruded "T" Section Rail
- Celcon Ties
- Molded Wood Grain Detail on Ties
- ABS Molded, Integral, Ballasted Roadbed
- Decorated Ballast Detail
- Positive Interlocking Sections

Details ARE the Difference.™

The S-Trax System

SECTIONAL STRAIGHT TRACK

5" Length, 6 per Box
10" Length, 6 per Box
15" Length, 6 per Box

#00297 \$ 27.95
#00258 \$ 29.95
#00257 \$ 36.95

SECTIONAL CURVE TRACK

20" Radius, 30°, 6 per Box
25" Radius, 30°, 6 per Box
30" Radius, 30°, 6 per Box

#00259 \$ 29.95
#00292 \$ 34.95
#00294 \$ 36.95

SECTIONAL TRACK SET

1 Set per Box Includes:
Curve Track - 20" Radius, 12 Sections
Straight Track - 10" length, 4 Sections
Feeder Wire Set, 1 Pair

#00256 \$ 69.95

Railjoinder, Flex track, metal, 36/pkg #00660 \$ 3.95
Railjoinder, metal, 12/pkg #00253 \$ 4.95
Railjoinder, insulated, weathered 12/pkg #00254 \$ 2.95
Railjoinder, insulated, yellow 12/pkg #00395 \$ 2.95
Railjoinder, feeder wired. 12/pkg #00255 \$ 7.95
Railjoinder, AF track compatible.12/pkg #00393 \$ 4.95

ROADBED FOR FLEX TRACK

48' Straight Section
48' Curved Section


#01219 \$ 68.25
#01220 \$ 80.65

TRACK PLANNING GUIDE

#01122 \$ 7.95

The New SHS Track Planning Guide, in 24 pages of full color, shows how to build layouts using SHS S-Trax or American Flyer track. There are 11 layout diagrams, from 4' x 6' to 6' x 16', with detailed listings of the track required. To compliment the SHS Display Layout diagram, are illustrated pages describing it's construction. Also included are write ups on cutting S-Trax to special lengths, joining S-Trax to Flyer track, along with a complete listing of the SHS S-Trax product range.

Sectional Track



The S-Trax System Flex Track, #3 Movable Point Frog, Bumpers and more...

FLEX TRACK

40" Length, 6 per Box #00465 \$ 47.95

40" Length, 24 per Carton #00466 \$ 179.95


Flex Track does NOT come with ballasted roadbed



5" Bumper with red light #00468 \$19.95




5" Outside 3rd Rail (Accessory Track) #00671 \$19.95




2-RAIL
"T"-TRACK

155#



5" Induction Coil (Uncoupler) #00670 \$19.95



5" Bumper #00926 \$12.95



Remote Control Switches, #3 Right Hand
#00298A \$49.95

Manual Switches, #3 Right Hand
#00463A \$39.95

Remote Control Switches, #3 Left Hand
#00299A \$49.95

Manual Switches, #3 Left Hand
#00464A \$39.95

Switch Controller w/ 40" extension
#00533 \$ 9.95

Switch Extensions, 40", 3 per pkg.
#00534 \$ 7.95



Train Pack

Visit our website for the latest info about The Showcase Line at
www.showcaseline.com



#00552

Showcase Line Parts and Accessories



#00003



#00383



#00001



#00045



#00047



#00024



#00004



#00384



#00002



#00046



#00048



#00025



#00295



#00359



#00005

Trucks & wheel sets, couplers and parts

| Item # | Code 110 wheel set trucks & wheelsets | Price |
|--------|---|----------------------|
| #00003 | Barber S-2 70 ton roller bearing truck | \$ 6.95 per pair |
| #00383 | Barber S-2 70 ton roller bearing caboose truck with electrical pickup | \$ 9.95 per pair |
| #01208 | Andrews tender trucks with electrical pickup | \$ 10.95 per pair |
| #00001 | AAR 70 ton friction bearing | \$ 6.95 per pair |
| #00045 | Andrews 50 ton trucks | \$ 6.95 per pair |
| #00047 | AAR type "Y" (PRR 2D-F8) | \$ 6.95 per pair |
| #00024 | 33" Wheelsets, insulated | \$ 3.95 per set of 4 |

| Item # | AF comp. wheel set trucks & wheelsets | Price |
|--------|---|----------------------|
| #00004 | Barber S-2 70 ton roller bearing truck | \$ 6.95 per pair |
| #00384 | Barber S-2 70 ton roller bearing caboose truck with electrical pickup | \$ 10.95 per pair |
| #01208 | Andrews tender trucks with electrical pickup | \$ 9.95 per pair |
| #00002 | AAR 70 ton friction bearing | \$ 6.95 per pair |
| #00046 | Andrews 50 ton trucks | \$ 6.95 per pair |
| #00048 | AAR type "Y" (PRR 2D-F8) | \$ 6.95 per pair |
| #00025 | 33" Wheelsets, insulated | \$ 3.95 per set of 4 |
| #00967 | 33" Wheelset, insulated replacements AM Flyer | \$ 3.95 per set of 4 |
| #00979 | 33" Wheelset, non-insulated replacements AM Flyer | \$ 3.95 per set of 4 |

| Item # | Couplers & Parts | Price |
|--------|--|------------------|
| #00005 | American Flyer® comp. freight car couplers | \$ 2.95 per pair |
| #00359 | American Flyer® comp. caboose couplers | \$ 2.95 per pair |
| #00295 | American Flyer® comp. SW-9 couplers | \$ 3.95 per pair |
| #01310 | American Flyer® comp. close couple freight car coupler | \$ 3.95 per pair |
| KD-802 | Kadee 802 couplers with six 1/4" screws | \$ 3.25 per pair |
| #00588 | Kadee Style F-3 coupler black (not shown) | \$ 2.95 per pair |
| #00289 | Engineer & Fireman | \$ 4.95 per set |
| #00358 | Conductor & Brakeman | \$ 4.95 per set |
| #00394 | Bulb, 2.5 volt, caboose replacement | \$ 1.95 per set |
| #01295 | Kadee Style coupler brown (not shown) | \$ 2.95 per pair |
| #00552 | LocoMatic 10 button Controller | \$ 59.95 |
| #01200 | LocoMatic Sound Unit for F-3 | \$ 179.95 |
| #01201 | LocoMatic Sound Unit for F-7 | \$ 159.95 |
| #00745 | DCC SoundTrax Sound Decoder for F-3 | \$ 159.95 |
| #01199 | DCC SoundTrax Sound Decoder for F-7 | \$ 179.95 |
| #01309 | SW-1 "Golden White" LED replacement parts | \$ 11.95 per set |
| | Train Pak Lube Set | \$ 15.00 |