


Suite 7C
77 Cliffwood Avenue
Cliffwood, New Jersey 07721
732-441-0555
www.showcaseline.com



The Showcase Line®

CELEBRATING 20 YEARS OF S-SCALE TRAINS
20TH ANNIVERSARY
1989 - 2009



From S Helper Service,
Locomotives, Rolling Stock, Track and Accessories
for S Scale and American Flyer Compatible Trains

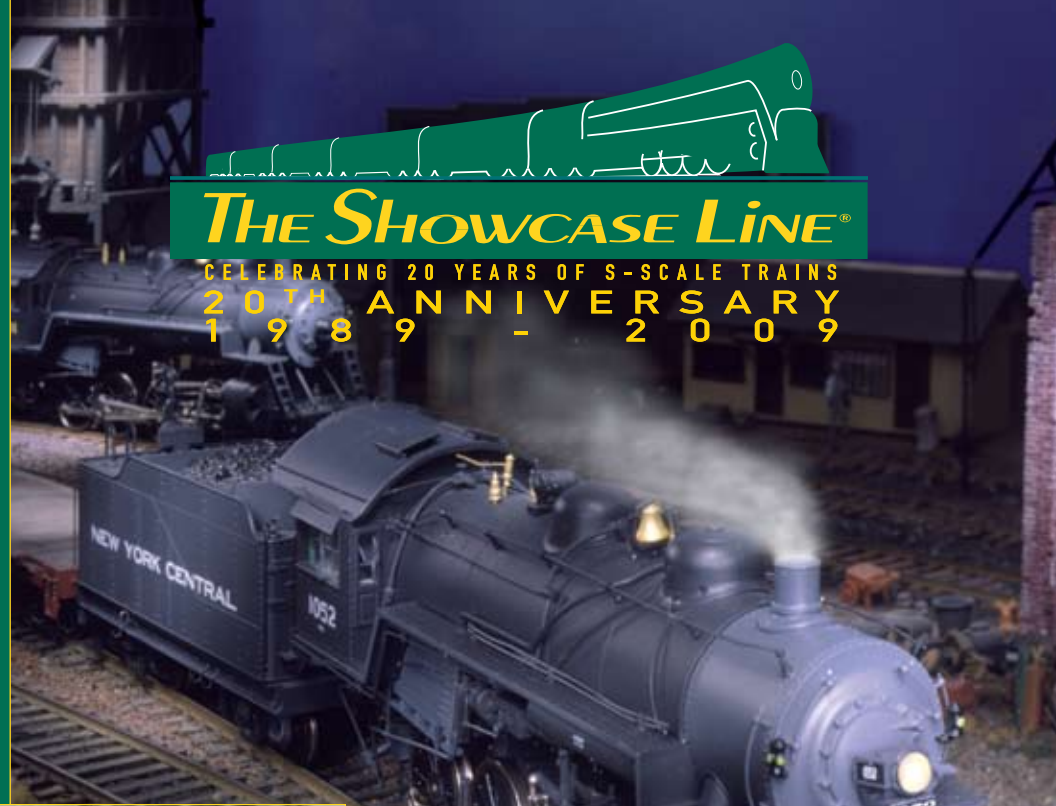
Details ARE the
Difference™

\$5.00

S Helper Service, Incorporated . . . By S Scalars for S Scalars


For two decades now S Helper Service has brought new and exciting products to the world of S, 1/64 model railroading. Every product in the S Helper Service stable is built to the highest standards of detail and durability in all of the model railroad industry.

Each release in the Showcase Line is thoroughly researched to be prototype accurate. Blue prints, drawings and photos from railroads and railroad suppliers are studied in preparation for the tooling of each model. Photography of each and every livery applied to locomotives and rolling stock assure accurate colors and design.



THE SHOWCASE LINE
CELEBRATING 20 YEARS OF S-SCALE TRAINS
20TH ANNIVERSARY
1989 - 2009

Details ARE the Difference™



S Helper Service, Incorporated . . . By S Scalars for S Scalars

Starter train sets provide an economical way for anyone to start in S scale. Each set includes a locomotive, an assortment of freight cars and a caboose. A 40-inch by 60-inch loop of S-Trax, connector wires and a power supply complete each set. Unpack the box, assemble the track, connect the power supply to the track, put the trains on the track and you are operating the start of your S empire within minutes. And all a very substantial cost savings over the cost of separate sale items.


All Showcase Line trains are Ready-to-Run, fully compatible with American Flyer trains and to the S scale standards of the National Model Railroad Association* (NMRA) and the National Association of S Gaugers** (NASG). The S Starter Train Sets do not include code 110 wheel sets, but contact customer service if you require them.

If you have any comments or suggestions about any of our products, please write or call Showcase Line Customer Service at 1-732-441-0555. We are always glad to hear from our customers and try to help in any way possible.

Art Direction and Design by Guy John Gola
Illustrations by Donald Thompson
Photography by Bob Werre and V.S. Roseman
Copy by Will Holt
Special thanks to Karen Kwak, Pan Chan and Selina Lau
© 2009 S Helper Service, Incorporated Catalogs Printed in China



Don't Forget!
to ask for our free quarterly newsletter
The SHS Update



Visit our website for the latest info about The Showcase Line at
www.showcaseline.com

* National Model Railroad Association, Incorporated 4121 Cromwell Road Chattanooga, Tennessee 37421
Case International®, Case®, International Harvester® and New Holland® are registered trademarks of Case New Holland Corporation
Cat® and Caterpillar® are registered trademarks of Caterpillar, Incorporated
Celcon® is a registered trademark of Ticona/Celanese AG
Electro-Motive Division® is a registered trademark of General Motors Corporation
John Deere® is a registered trademark of Deere & Company
LocoMatic™ is a trademark of Daltee Electronics, Incorporated
SoundTraxx® is a registered trademark of Throttle UPI Corporation
The Showcase Line, S-Trax System, and S Helper Service, and related logotypes are registered trademarks of S Helper Service, Incorporated

S GAUGE STARTER SETS GREAT NORTHERN 4 CAR SET

\$ 314.95 #01912

- Great Northern SW-1
- Great Northern Steel Box Car
- Burlington Northern Two-Bay Covered Hopper
- Nickel Plate Road Stock Car
- Great Northern Caboose
- Included 40" x 60" loop of track and transformer

Can be Upgraded



Call for Information

Details ARE the Difference.™



The Showcase Line™
CELEBRATING 20 YEARS OF S-SCALE TRAINS
20TH ANNIVERSARY
1989 - 2009

S GAUGE STARTER SETS CHICAGO BURLINGTON & QUINCY 5 CAR SET

\$ 345.95 #01909

- CB&Q SW-1
- Ann Arbor Steel Box Car
- Illinois Central Gulf Two-Bay Covered Hopper
- WAG Wooden Box Car
- Wabash Three-Bay Covered Hopper
- CB&Q Caboose
- Included 40" x 60" loop of track and transformer

Can be Upgraded



Call for Information

Details ARE the Difference.™



The Showcase Line™
CELEBRATING 20 YEARS OF S-SCALE TRAINS
20TH ANNIVERSARY
1989 - 2009

S GAUGE STARTER SETS FRISCO 5 CAR SET

\$ 359.95 #01910

- Frisco SW-9
- Frisco Stock Car
- Kerr-McGee Two-Bay Covered Hopper
- OTOE Wooden Reefer
- Southern Pacific Trailer on a Flat Car
- Frisco Caboose
- Included 40" x 60" loop of track and transformer



Can be Upgraded



Call for Infomation

Details ARE the Difference.™



S GAUGE STARTER SETS MISSOURI PACIFIC 6 CAR SET

\$ 399.95 #01911

- Missouri Pacific F7A
- Detroit Toledo & Ironton Box Car
- Southern Pacific Two-Bay Covered Hopper
- Skyland Eggs Wooden Reefer
- Southern Pacific Three-Bay Covered Hopper
- Santa Fe Trailer on a Flat Car
- Missouri Pacific Caboose
- Included 40" x 60" loop of track and transformer



Can be Upgraded



Call for Infomation

Details ARE the Difference.™



BALTIMORE & OHIO E-27 2-8-0 CONSOLIDATION STEAM LOCOMOTIVE

- ABS Plastic Injection Molded Tender Body
- Die-cast Zamac Boiler and Cab
- Formed Wire and Cast Brass Boiler Details
- Full Cab Interior & Back Head Detail
- Opening Cab Windows and Roof Hatches
- Prototypical Road or Switcher Pilots
- Locomotive Pickup on Drivers
- Tender All-Wheel Pickup
- Smoke Unit with Separate Motor (on sound version only).
- Available Electronic Steam Sound System with Exhaust, Brakes, Bell, Whistle and with Smoke



Visit our website for the latest info about The Showcase Line at www.showcaseline.com

Erie

Details ARE the Difference.™



Atchison, Topeka & Santa Fe



Baltimore & Ohio (Red Roof)



Western Maryland



Chicago & North Western



Maine Central



Baltimore & Ohio (Black Roof)

This prototype accurate model of the Baltimore and Ohio E-27 2-8-0 is available in multiple configurations. AC/DC LocoMatic™ sound, DC no sound and no smoke, DCC/DC Tsunami sound options are available with American Flyer compatible wheels and couplers. Kadee compatible couplers included.

Extensive piping and appliance detail, a straight boiler and 62" drivers grace it's smooth lines. This S scale workhorse provides plenty of pulling power for your longest trains. And imagine the trains you can pull when double-heading!

Most road names are available in two numbers; Baltimore and Ohio in three numbers.

NOT PICTURED:
Union Pacific
Painted, Unlettered

Price- DC, no sound \$ 449.95
Prices with sound \$ 599.95



THE SHOWCASE LINE DIESEL ROAD POWER ELECTROMOTIVE DIVISION F-7 LOCOMOTIVES

Power your through freight trains with these accurate models of the diesels that ruled the railroads mains in the 40's thru 60's. Configurations are available as single A or B units, and in multi-unit combinations up to A-B-A with your choice of ACDC LocoMatic sound, AC no sound, DC no sound, DCC no sound or DCC sound. All Showcase Line diesel locomotives ship ready-to-run with American Flyer compatible wheels and couplers but also include S scale code 110 wheels and Kadee compatible couplers. Some road names available in two road numbers for both A and B units. Contact customer service for available combinations and assistance with ordering the correct configuration. Watch for new road names, liveries and perhaps even the F-3 phase 4.

Prices starting at
Single unit \$ 199.95 without sound
\$ 299.95 with sound
Multi unit \$ 399.95 without sound
\$ 489.95 with sound

- All-Wheel Drive
- Available with DCC or Locomatic Electronic Diesel Sound Systems with Prime Mover, Brakes, Bell, Horn
- Dual Flywheel Drive
- Freight and Passenger Pilots Provided
- Prototypically Correct Blomberg B Trucks
- See-through Low Fan with Movable Blades



Boston & Maine



Pennsylvania

WINNER
Model Railroader Magazine
"Readers Choice Award for 2002"
S Scale Locomotive Category



Missouri Pacific

Details ARE the Difference.™

ELECTRO-MOTIVE NW 2 B-B 1,000 HP. DIESEL SWITCHER

Electro-Motive Corporation's second diesel-electric switching locomotive, the NW-2, responded to the railroads' requirements for more powerful switching locomotives. The NW-2's design improvements included a welded frame and changes in body styling. Built from 1939 until the end of 1949, NW-2's proved to be the most popular of all the switcher models; the longest production cycle of any. The production of NW-2's overlapped the purchase of EMC by General Motors and its change to EMD. Almost 1,150 units were delivered to railroads in the U.S. and Canada.

Some road names are available in two numbers.

\$ 199.95 - no sound
\$ 299.95 - with sound
Sound requires LocoMatic controller or DCC system, available separately

- Standard & Multiple Unit Pilots Provided
- See-through Mesh Tread on Pilot Steps
- Tread Pattern Detail on Walkways
- Long and Short Exhaust Stacks Included
- Prototypically Correct AAR Switcher Trucks
- All-Wheel Drive
- Dual Flywheel Drive

NOT PICTURED:
Undecorated #01261



AT&SF (Black/Silver Zebra Stripe) #01253 & #01254

Details ARE the Difference.™



CB&Q (Chinese Red) #01736



CB&Q (Black/Gray) #01737

NEW for 2009



Pennsylvania (B. Green) #01259



Pennsylvania (Tuscan) #01260



ELECTRO-MOTIVE SW-8 B-B 800 HP. DIESEL SWITCHER

In the transition era, a switching locomotive's power rating was matched to the size of the appointed tasks. General Motor's Electro-Motive Division response with the SW-8. 800 horsepower was an economical match to the duties it performed for the railroads and numerous industrial customers that selected it. Almost 370 units were built during the early 1950's.

All road names are available in two numbers.

\$ 199.95 - no sound
\$ 299.95 - with sound
Sound requires LocoMatic controller or DCC system, available separately

- Standard & Multiple Unit Pilots Provided
- See-through Mesh Tread on Pilot Steps
- Tread Pattern Detail on Walkways
- Long and Short Exhaust Stacks Included
- Prototypically Correct AAR Switcher Trucks
- All-Wheel Drive
- Dual Flywheel Drive
- "Golden White" LED Headlight & Cab Light



Boston & Maine
#01237; #01238



Chicago & North Western
#01241; #01242

**NEW
for
2009**

**Details ARE the
Difference.™**



Burlington Northern
#01239; #01240



Chicago, Rock Island & Pacific
#01243; #01244

ELECTRO-MOTIVE SW-9 B-B 1,200 HP. DIESEL SWITCHER

In 1951, General Motor's Electro-Motive Division ever evolving designs and continuing response to the railroads' demands for more power resulted in the SW-9. Modifications included multiple-unit (MU) options, welded construction and body styling, plus internal improvements and greater horsepower resulted in more tractive effort than the NW-2. From 1951 through 1953, EMD sold 779 SW-9's to more than 80 railroads in the United States and in Canada.

Most road names are available in two numbers.

\$ 199.95 - no sound
\$ 299.95 - with sound
Sound requires LocoMatic controller or DCC system, available separately

- Standard & Multiple Unit Pilots Provided
- See-through Mesh Tread on Pilot Steps
- Tread Pattern Detail on Walkways
- Prototypically Correct AAR Switcher Trucks
- All-Wheel Drive
- Dual Flywheel Drive
- * "Golden White" LED Headlight & Cab Light

WINNER
Model Railroader Magazine
"Readers Choice Award for 1998"
S Scale Locomotive Category



Lehigh Valley
#01251; #01252



Frisco (St. Louis San Francisco)
#01249; #01250



Conrail
#01245



Florida East Coast
#01247; #01248



ELECTRO-MOTIVE SW-1 B-B 600 HP. DIESEL SWITCHER

The SW-1 was the first production line diesel switcher, built starting in the late '30's. SW-1's were distinguished by arched front cab windows, front-mounted sand box, two-step transition hood with the early style anti-skid pattern on walkways. The SW-1's were ideal for private industries and also went to more than 40 railroads. Some SW-1's survive in short line and industrial service even today.

Most road names are available in two numbers.

\$ 199.95 (Sound Options are not available for the SW-1.)

- Standard & Multiple Unit Pilots Provided
- See-through Mesh Tread on Pilot Steps
- Tread Pattern Detail on Walkways
- Long and Short Exhaust Stacks Included
- Prototypically Correct AAR Switcher Trucks
- All-Wheel Drive
- Dual Flywheel Drive


WINNER
Model Railroader Magazine
"Readers Choice Award for 2000"
S Scale Locomotive Category



Central Railroad of New Jersey
#01231; #01232



Erie Lackawanna
#01233; #01234



Chicago, Burlington & Quincy
#01229; #01230



Great Northern
#01235; #01236

Details ARE the Difference.™



INTERNATIONAL CAR COMPANY EXTENDED VISION CABOOSE


Extended vision cabooses started to appear on railroads in the 1950's in response to higher freight cars that made it impossible to see from the caboose over the top of the train. The Chesapeake and Ohio was the first purchaser of this caboose model from International Car Company (ICC) in 1968. C&O eventually owned more than 200 cars. ICC manufactured several major variations of this car for a large number of North American railroads. Window placement and numbers per side, centered cupolas or body-width cupolas were among the variables.

Many road names are available in two numbers.

\$ 69.95

- AB Brake System with Miner Brake Wheels
- Complete Interior Detail with 2-Man, Hand Painted Crew
- Illuminated Interior
- Illuminated Marker Lamps
- Opening End Doors
- Photo Etched Running Boards
- Windows Glazed with Crystal Styrene

WINNER
Model Railroader Magazine
"Readers Choice Award for 1998"
S Scale Freight Car Category



Chicago, Rock Island & Pacific
#00601; #00602



Denver & Rio Grande Western
#01266; #01267



Frisco (St. Louis San Francisco)
#01262; #01263



Burlington Northern
#00219



Illinois Central Gulf
#00235



Soo Line
#00244; #00245



Great Northern
#01268; #01269



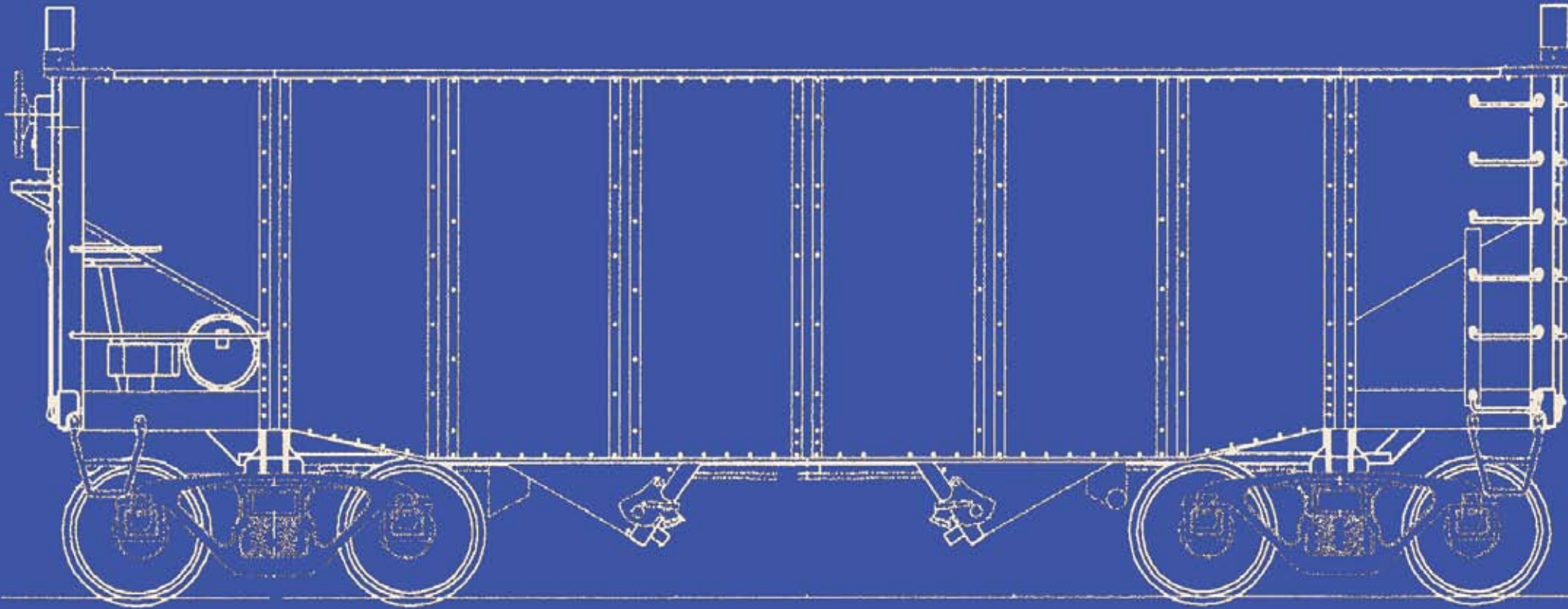
Missouri Pacific
#00236; #00237



Chicago, Burlington & Quincy
#01264; #01265



THE SHOWCASE LINE ROLLING STOCK NEW FOR 2009 BETHLEHEM STEEL 55 TON "FISHBELLY" OPEN TOP HOPPERS



THE SHOWCASE LINE ROLLING STOCK BETHLEHEM STEEL 55 TON "FISHBELLY" OPEN TOP HOPPERS

The "Fishbelly side hopper cars are usually associated with the "Anthracite Roads". But, in 1936, the Norfolk and Western Ry produced class HL, the first fishbelly hoppers. This new design improved the volume to weight ratio allowing more coal to be hauled in a lighter car. The N&W also peaked the ends to make the heap taller for increased capacity. Other railroads soon followed with Bethlehem Steel making the majority of these car.

Our prototype is based on the Western Maryland class H7, 55-ton capacity that were rebuilt in 1962, and numbered 10801 through 11300.

\$ 49.95

- AB Brake System
- Die-cast Metal Center Sill
- Operating Hopper Car Doors

*Peaked ends



Akron, Canton & Youngstown
#01995; #01996; #01997; #01998



*Atlantic Coast Line
#01999; #02000; 02001; #02002



Baltimore & Ohio
#02003; #02004; #02005; #02006



Central Railroad of New Jersey
#02007; #02008; #02009; #02010



Chesapeake & Ohio
#02011; #02012; #02013; #02014



Delaware & Hudson
#02015; #02016; #02017; #02018



Lehigh Valley
#02019; #02020; #02021; #02022



*Norfolk & Western
#02023; #02024; #02025; #02026



*Norfolk & Southern
#02027; #02028; #02029; #02030



Reading Railroad
#02031; #02032; #02033; #02034



Western Maryland
#02035; #02036; #02037; #02038

THE SHOWCASE LINE ROLLING STOCK AMERICAN CAR AND FOUNDRY 40' WOOD REFRIGERATOR CAR

Billboard paint schemes were applied to reefers as rolling advertisements for hundreds (if not thousands) of companies and products. The practice ceased after the Interstate Commerce Commission prohibited using railroad cars as rolling billboards. The prototype was built for North Western Refrigerator Line, a subsidiary of the Chicago & North Western. North Western sold advertising on these cars to a wide-ranging variety of companies. Railroads continued rebuilding cars throughout the 30's. Once rebuilt, many received some of the most colorful liveries ever to grace box cars.

In later years, cars were modernized with steel roofs and improved braking systems.

Some road names are available in two numbers.

\$ 52.95

- KC Brake System
- Fish Belly Underframe
- Molded Wood Grain Detail on Running Boards
- Molded Wood Grain Detail on Side Slats
- Opening Ice Bunker Doors



Chicago Macaroni Co.
#01800



Skyland Eggs
#01694



Peerless Beer
#01693




Marhoefer Meatpacking Co.
#01803; #01981; #01982



Pacific Fruit Express (Oval Scheme)
#01951; #01952; #01957



S.F.R.D. (#3 and #4)
#01946; #01947



Otoe Food Products
#01638



Sampson Canning Co.
#01884



Fehr Brewing Co.
#01899



THE SHOWCASE LINE ROLLING STOCK 40' REBUILT STEEL BOX CAR

Late in the 1920's, the Youngstown Steel Company and the Pullman-Standard Company began providing railroads pre-built steel side and end kits to replace the well-worn wood sides of earlier decades. The St. Louis-San Francisco Railroad upgraded their cars in the fashion represented by The Showcase Line model. Some cars also received new underframes, roofs and complete AB brake systems while many retained the fish-belly under frame and KC brakes.

Railroads continued rebuilding cars throughout the 30's. Once rebuilt, many received some of the most colorful liveries ever to grace box cars.

Many road names are available in two numbers.

\$ 49.95

- AB Brake System
- Molded Wood Grain Detail on Running Boards
- Opening Steel Doors



Great Northern
#01128; #01129



Detroit, Toledo & Ironton
#01127



Chesapeake & Ohio
#01918; #01919



Ann Arbor
#01578



Pittsburgh & Lake Erie
#01922; #01923



MP Eagle Service
#01920; #01921

THE SHOWCASE LINE ROLLING STOCK U S R A WOOD SINGLE SHEATHED 40' BOX CAR

Built during WWI, this car features outside steel bracing and wood sides with built-up steel underframe. Like the double sheathed car, they remained in regular operation until the mid-1960's and in work train service until the 80's.

Some road names are available in two road numbers.

\$ 49.95

- AB Brake System
- Molded Wood Grain Detail on Running Boards
- Molded Wood Grain Detail on Sheathing
- Opening Steel or Wood Doors

Not Pictured:
#00063 Red Unlettered

Details ARE the Difference.™



Baltimore & Ohio
#01831; #01832



Central New Jersey
#01833; #01834



Maine Central
#01835; #01836



Pennsylvania
#01839; #01840



Richmond, Fredrick & Potomac
#01845; #01846



Wellesville, Addison & Galetton
#01287

THE SHOWCASE LINE ROLLING STOCK U S R A WOOD DOUBLE SHEATHED 40' BOX CAR

This USRA developed standardized design features double sheathed wood sides with a fish-belly underframe, vertical brake shaft with wheel and a KC brake system. Even cars that did not receive steel rebuilding worked well into the 60's; some in maintenance-of-way service until the 80's.

Some road names are available in two road numbers.

\$ 49.95

- KC Brake System
- Molded Wood Grain Detail on Running Boards
- Molded Wood Grain Detail on Sheathing
- Opening Wood Doors

Not Pictured:
#00542 Unlettered

Details ARE the Difference.™



Atlantic Coast Line
#00543



AT&SF
#01885; #01886



Northwestern Pacific
#01896; #01897; #01898



Chicago, Burlington & Quincy
#01887; #01888

THE SHOWCASE LINE ROLLING STOCK S-40-10 40' WOOD STOCK CAR

For more than a century, livestock moved from ranches and farms across America to the markets via rail. Stock cars, employing slat sides to provide light and ventilation, carried all varieties of livestock to the slaughter houses.

Our stock cars feature exterior steel "Z" bracing with wooden slats, many lasted until the early 1970's. Single deck cars, with full "X" bracing on the door, carried cattle and horses. Double deck versions featured paired side doors for loading hogs, sheep and other small animals. Railroads continued rebuilding cars throughout the 30's. Once rebuilt, many received some of the most colorful liveries ever to grace stock cars.

Some road names are available in two road numbers.

\$ 49.95

- AB Brake System
- Different, Correct Placards for Each Road Name
- Molded Wood Grain Detail on Running Boards
- Molded Wood Grain Detail on Side Slats
- Opening Single or Double Deck Doors

Not Pictured:
#00049 Unlettered, Box Car Red

Details ARE the Difference.



Union Pacific
#01987; #01988



Canadian Pacific
#01983; #01984



CB&Q
#01985; #01986



Norfolk and Western
#01687; #01688



Nickel Plate Road
#01139; #01140



Frisco SL-Sf
#01689; #01690

THE SHOWCASE LINE ROLLING STOCK 55 TON REBUILT STEAM ERA COVERED HOPPER

The early development of covered hoppers grew out of a need to move dry cement in a more cost effective manner. The early awkward and labor-intensive method of movement was via boxcars with 80 pound bags. The solution was a hopper car with a roof added and redesigned bays to handle cement discharge rather than coal (a steeper slope). East coast railroads started experimenting in the early 1930's with putting covers on coal hoppers to move diverse commodities, such as sand, cement, fluorspar and slate.

The covered hopper that SHS is producing, is based on the CRR of NJ, 50-ton capacity cement car, produced in 1932, and numbered 65010 through 65099.

\$ 49.95

- AB Brake System
- Molded Wood Grain Detail on Running Boards
- 8 Opening Roof Hatches

NEW for 2009



Baltimore & Ohio
#01848; #01849



Central Railroad of New Jersey
#01850; #01851; #01941; #01942



Chesapeake & Ohio
#01852; #01853



Grand Trunk Western
#01790; #01908



Delaware & Hudson
#01854; #01855



Lehigh Valley
#01858; #01859



New York Central
#01862; #01863



Canadian Southern
#01843; #01843



Maine Central
#01860



Reading
#01866; #01867



Nickel Plate Road
#01863; #01864

THE SHOWCASE LINE ROLLING STOCK PULLMAN-STANDARD PS-2 TWO-BAY COVERED HOPPER CAR

Like the three-bay cars, the two-bay car entered production in '53. It shared all the features of its big brother, except size. Used to haul cement, minerals, and many other commodities that required dry environments to reduce spoilage, such high density cargos dictated the smaller car.

Some road names are available in two numbers.

\$ 49.95

- AB Brake System
- Photo-Etched Running Boards

Not pictured:
#00043 Unlettered

Details ARE the Difference.™



Burlington Northern
#01143; #01144



CSX Chessie
#01146



Delaware & Hudson
#01148



Illinois Central Gulf
#01742; #01743



Kerr-McGee
#01750



Lancaster & Chester
#01746; #01747



Southern Pacific
#01744; #01745



THE SHOWCASE LINE ROLLING STOCK PULLMAN-STANDARD PS-2 THREE-BAY COVERED HOPPER CAR

The prototype car was built by Pullman-Standard starting in 1953. This was the first mass-production car for low density, bulk materials such as soap flakes, plastic pellets, flour, fertilizer and grains. Its innovative design featured welded construction and weather-tight hatches.

Most road names are available in two numbers.

\$ 49.95

- AB Brake System
- Photo-Etched Running Boards

Not pictured:
#00271 Unlettered

WINNER
Model Railroader Magazine
"Readers Choice Award for 1999"
S Scale Freight Car Category



#01967 Union Carbide "Bakelite" Car

NEW for 2009



Southern Pacific #01631; #01632



AT&SF (gray) #01968 & #01969

NEW for 2009



CGW (CNW Zito yellow) #01979 & #01980

NEW for 2009



Wabash #00977; #00978



Great Northern (#3 & #4) #01976 & #01977

NEW for 2009



Erie #01970 & #01971

NEW for 2009



THE SHOWCASE LINE ROLLING STOCK OPEN TOP HOPPER CARS 50-TON U.S.R.A. RIB SIDE HOPPER

The United States Railroad Administration (USRA) developed standardized designs for open top hopper cars as well as locomotives and other rolling stock. Unlike most other USRA specifications, wood sides were not part of the design of these cars. Hoppers were built with steel sides, reflecting the wear and tear that loads such as coal inflict upon hoppers.

All cars are available as a single car and most as a three-car gift set, with each car in the set and the individual car numbered differently.

\$ 49.95
\$ 99.95 Boxed Set

- AB Brake System
- Die-cast Metal Center Sill
- Operating Hopper Car Doors

Not Pictured:
#01176 Unlettered Black
#01177 Unlettered BC Red

Coal Loads for
USRA Hoppers

\$ 6.50 #01680
mine run with snow

\$ 6.50 #01681
mine run



Central Railroad of New Jersey
#01181; boxed set #01180



Chicago, Burlington & Quincy
#01183; boxed set #01182




New York Central
#01191; boxed set #01190

Details ARE the Difference™



Buffalo Creek & Gauley
#01900; #01901; #01902; #01903

NEW for 2009



New York, New Haven & Hartford
#01189; boxed set #01188



International Harvester
#01185; boxed set #01184



Louisville & Nashville
#01187; boxed set #01186




Chesapeake & Ohio (#5 and #6)
#01904; #01905 single cars only

NEW for 2009



New York, Ontario & Western
#01193; boxed set #01192



Peabody
#01207 single cars only



Pennsylvania (Coal goes to War)
#01906; #01907 single cars only

NEW for 2009

THE SHOWCASE LINE ROLLING STOCK OPEN TOP HOPPER CARS 55-TON COMPOSITE HOPPER

The prototype for this version of Showcase Line twin open top hopper was built during World War II to designs utilizing wood slats with outside-braced sides to minimize the use of steel to help the war effort. They are typical of the cars built for the Lehigh Valley in 1942. They remained in service as built into the 50's, when the wooden sides were replaced with steel.

All cars are available as a single car and most as a three-car gift set, with each car in the set and the individual car numbered differently.


\$ 49.95
\$ 99.95 Gift Set

- AB Brake System
- Complete Interior Detail
- Die-cast Metal Center Sill
- Molded Wood Grain Detail on Side Slats
- Operating Hopper Car Doors

Coal Loads for Composite Hoppers

\$ 6.50 #01680 mine run with snow
\$ 6.50 #01681 mine run

WINNER
Model Railroader Magazine
"Readers Choice Award for 2002"
S Scale Freight Car Category



Baltimore & Ohio (#5 and #6)
#01989; #01990



Pennsylvania (#5 and #6)
#01991; #01992

NEW for 2009

NEW for 2009



Ann Arbor
#00761; 3 Car Set #00760




Cinchfield
#00771; 3 Car Set #00770



Details ARE the Difference™



Monon
#01223; 3 Car Set #01222



Wabash
3 Car Set #00782

THE SHOWCASE LINE ROLLING STOCK 55-TON TWIN OPEN-TOP HOPPER CAR PANEL SIDE

Open top hoppers needed to have their sides replaced as the wood or steel wore. In an attempt to increase the amount of coal that could be loaded in the car was to use stamped steel panels. The protrusions between the original outside bracing, increased the loading weight and cubic capacity of the hoppers.

Most cars are available as a single car or a three-car boxed set, with each car in the set and the individual car numbered differently.

\$ 42.95
\$ 99.95 Boxed Set

- AB Brake System
- Complete Interior Detail
- Die-cast Metal Center Sill
- Operating Hopper Car Doors

Details ARE the Difference™

Not Pictured:
#01981 Unlettered Red (Single)

Coal Loads for
Panel Side Hoppers

\$ 6.50 #01680
mine run with snow

\$ 6.50 #01681
mine run



New York Central (black)
#00993, 3 Car Set #00992




New York, New Haven & Hartford
#00996 single cars only



Pennsylvania
#00997 single cars only



Wabash
3 Car Set #00998




Anderson
#01171; 3 car set #01170



Ann Arbor
#00985; 3 Car set #00984




Canadian National
#01173; 3 Car set #01172



Grand Trunk Western
#01050 3 Car Set #01049



Chicago, Rock Island & Pacific
#01175; 3 Car Set #01174



Delaware & Hudson
#00991 single cars only

THE SHOWCASE LINE ROLLING STOCK 55-TON TWIN OPEN-TOP HOPPER CAR OFFSET SIDE

Balancing the cubic capacity of a freight car with its load limit weight leads to efficient operations. The size of the car determines the weight of the car and its capacity. With open top hopper cars a change such as expanding the car side out-ward allowed the same length and height car to carry a higher cubic measures of lading. A car with a closely matching cubic and weight capacity proved the most economical.

All cars are available as a single car and most as a three-car gift set, with each car in the set and the individual car numbered differently.

\$ 49.95
\$ 99.95 Boxed Set

- AB Brake System
- Complete Interior Detail
- Die-cast Metal Center Sill
- Operating Hopper Car Doors

Not Pictured:
#01153 Unlettered Black
#01154 Unlettered BC Red

Coal Loads for
Offset Hoppers

\$ 6.50 #01680
mine run with snow

\$ 6.50 #01681
mine run



#01868 Cambria & Indiana 1776
#01869 Cambria & Indiana 1776




Great Northern
#01110 single cars only




Lehigh & New England
#01115 single cars only




Green Bay & Western
3 Car Set #01111



New York Central
#01118 single cars only



Illinois Central
#01114; 3 Car Set #1113



Peabody
#01120; 3 Car Set #01119



Detroit & Mackinac
#01123; 3 Car Set #01121



Toledo, Peroia & Western
#01125; 3 Car Set #01124



Central Railroad of New Jersey
3 Car Set #01155



THE SHOWCASE LINE ROLLING STOCK GENERAL STEEL CASTINGS 53' 6" STANDARD FLAT CAR

Introduced in the early 1940's, G S C flats were owned by the Pennsylvania, Reading, Union Pacific, Gulf, Mobile & Ohio, and many other railroads. Some railroads purchased the castings for the car as a kit, finishing the car in their own shops.

Most road names are available in two numbers.

\$ 49.95

- Die-cast Zamac Underframe
- AB Brake System
- Molded Wood Grain Detail on Decking
- Weathered ABS Molded Decking

Details ARE the Difference.™



Atlantic Coast Line
#01822



Great Northern
#01161; #01162



Pennsylvania
#01824; #01825; #01871



AT&SF (Santa Fe)
#01818; #01819



Reading
#01820; #01821



Southern Pacific
#01826; #01827

THE SHOWCASE LINE ROLLING STOCK General Steel Castings (G S C) Trailer-on-Flat Car

The creativity of the GSC design allow conversion of the standard flat car to TOFC service with components that simply interlocked with the cast steel under frame. Recreate the early years of intermodal service with this car, create a complete train.

Our 35' Trailers are available separately. Railway Express Agency trailer comes with blank placards and nine different "peel & stick" advertisements

\$ 62.95 Trailer on Flatcar (TOFC)
\$ 19.95 Trailers

- Die-cast Zamac Underframe
- AB Brake System
- Molded Wood Grain Detail on Decking
- Weathered ABS Molded Decking
- Injection Molded ABS Hitch and Rub Rails
- Operating Bridge Plates

Not Pictured:
#00196 Unlettered Vertical
#00195 Unlettered Horizontal



Details ARE the Difference.™



Railway Express Agency with 9 advertisements
#01878 - Trailer only



S Helper Service Inc.
#01872 - Trailer Only



AT&SF (Santa Fe)
#01808 TOFC



Reading
#01809, #01810 TOFC



Southern Pacific
#01812, #01813 TOFC

THE SHOWCASE LINE ROLLING STOCK GENERAL STEEL CASTINGS 48' BULKHEAD FLAT CAR

The GSC frame design allowed the bulkheads to simply lock into that frame in the same manner as the cars were outfitted for TOFC service. The lock-in bulkheads kept loads from shifting forward or reverse while cars were switched.

Road names are available in two numbers.

\$ 42.95

- Die-cast Zamac Underframe
- AB Brake System
- Molded Wood Grain Detail on Decking and Bulkhead Lining
- Weathered ABS Molded Decking

Details ARE the Difference.



Atlantic Coast Line
#01816 yellow pipe load (gas)



Atlantic Coast Line
#01817 pulpwood load



Chicago Great Western
#01815 black pipe load (steam)



Chicago Great Western
#01814 teal pipe load (sanitary)



Gulf Mobile & Ohio
#01729 teal pipe load (sanitary)



Gulf Mobile & Ohio
#01730 yellow pipe load (gas)



THE SHOWCASE LINE ROLLING STOCK EQUIPMENT LOADS for FLAT CARS

When ordering, please include an alternate road name and load, since not all car road names and loads are in stock at all times. Some previously cataloged loads remain available, contact customer service for current availability.

Watch for the announcement of new loads!

Loaded flatcars start at \$ 49.95

- Cabs Feature Interior Detail
- Loads Are Die-cast Metal and ABS Plastic
- Real Rubber Tires or Treads
- ABS Plastic Injection-Molded Chocks
- Chocks Mounted on Decking for Specific Load

Not Pictured:
#00511 John Deere Excavator \$54.95
#01070 Oliver Corn Picker with Wagon \$54.95



Ford Tractors
#01442F \$59.95



John Deere Wheel Loader
#00590 \$54.95




Case International Grinder Mixer Mill
#01210 \$59.95



John Deere tractors
#01442JD \$59.95



International Harvester Tractor (4)
#01442IH \$59.95



International Harvester Farmall Tractor with Corn Picker and Wagon
#01090 \$54.95



Case Tractors
#01442C \$59.95



THE SHOWCASE LINE ROLLING STOCK 70-TON U-25 D M & I R ORE CAR

As the middle of the last century approached, freight car manufacturing and material technology had progressed to the point that 70-Ton capacity cars for hauling iron ore were possible. These 34' cars were the mainstay of the Duluth, Missabi and Iron Range over the last 50-plus years. These, and similar cars, were used by most of the ore hauling operations of the railroads in the Lake Superior region and elsewhere in the U. S. and Canada.

This model provides every detail of the prototype, including the correct 5' wheel base trucks, the first use in a mass production release in any scale. The short length lends itself to long strings of ore cars, even on moderate sized layouts.

Most road names are available as a single car or a five-car gift set(s), with each car in the set and the individual car numbered differently.

\$ 39.95 each
\$ 179.95 Boxed Set

- AB Brake System
- Complete Interior Detail
- Correct 5' Wheel Base Friction Bearing Trucks
- Die-cast Metal Center Sill
- Operating Hopper Car Doors

Details ARE the Difference™



Great Northern
#00735; boxed sets #01422




Bessemer & Lake Erie
#00727; boxed set #01412



Duluth, Missabe & Iron Range
#00725; boxed sets #00726, #01402



Chicago, Milwaukee, St. Paul & Pacific
#00737



Canadian National
#00729; boxed set #00730



DCC AND SIGNALS for use with our trains

Item #	Parts	Price
#800136	DCC Tsunami Sound Decoder for 2-8-0	\$ 119.95
#827101	DCC Tsunami Sound Decoder for diesel	\$ 119.95
#01733	DCC interface board 2-8-0	\$ 79.95
#01847	DCC interface board SW/NW	\$ 29.95
#01926	DCC interface board F3 no Mars light	\$ 29.95
#01927	DCC interface board F3 Mars light	\$ 29.95
#01928	DCC interface board F7 no Mars light	\$ 29.95
#01929	DCC interface board F7 Mars light	\$ 29.95
SET100	Lenz Set 100 DCC System	\$ 399.95
LA152	Lenz Express Net faceplate	\$ 22.95
MAGNUM	AC 5 amp Transformer (18 volt, fixed)	\$ 50.00
RRAMP	Volt Amp Meter, AC or DCC	\$ 89.95
NJI4303S	Upper Qudrant 3 position semaphore (silver)	\$ 39.95
NJI4303B	Upper Qudrant 3 position semaphore (black)	\$ 39.95
NJI4307S	Upper Qudrant 3 pos. 2 blade semaphore (silver)	\$ 54.95
NJI4307B	Upper Qudrant 3 pos. 2 blade semaphore (black)	\$ 54.95
NJI4160	Highway Crossing Gate (Red and White Arm)	\$ 45.00
NJI4161	Highway Crossing Gate (Black and White Arm)	\$ 45.00
TDP8000	Grade Crossing/Semaphore Signal Control	\$ 119.95
TDP8001	Grade Crossing Expansion Kit	\$ 47.95



Details ARE the Difference™



#NJI4303S




#NJI4307B

NEW for 2009



NJI4160 Highway Crossing Gate

Visit our website for the latest info about The Showcase Line at www.showcaseline.com



Tsumani with F Unit DCC interface board



THE SHOWCASE LINE S-TRAX SYSTEM # 3 MOVABLE POINT FROG, BUMPERS AND MORE...

Item #	Parts	Price
#00298D	Remote Control Switches, #3 Right Hand	\$ 54.95
#00463D	Manual Control Switches, #3 Right Hand	\$ 44.95
#00299D	Remote Control Switches, #3 Left Hand	\$ 54.95
#00464D	Manual Control Switches, #3 Left Hand	\$ 44.95
#00533	Switch Controller w/ 40" extension	\$ 9.95 per set
#00534	Switch Extensions, 40", 3 per pkg.	\$ 7.95 per set
#00565	Spare Switch Bulb, 16v 40ma, 2/pkg	\$ 1.95
#00587	Switch Stand with Lantern (R&L)	\$ 5.95
#00925	Accessory Button	\$ 9.95
#01205	SPST slide switch (siding controller)	\$ 7.95
#01037	Yellow Bumper w/o track (2)	\$ 5.95 pair
#01038	Brown Bumper w/o track (2)	\$ 5.95 pair
Train Pak	Lubrication Set	\$ 15.95




TRACK PLANNING GUIDE #01122 \$ 7.95

The New SHS Track Planning Guide, in 24 pages of full color, shows how to build layouts using SHS S-Trax or American Flyer track. There are 11 layout diagrams, from 4' x 6' to 6' x 16', with detailed listings of the track required. To compliment the SHS Display Layout diagram, are illustrated pages describing it's construction. Also included are write ups on cutting S-Trax to special lengths, joining S-Trax to Flyer track, along with a complete listing of the SHS S-Trax product range.



5" Bumper with red light #00468 \$21.95




5" Induction Coil (Uncoupler) #00670 \$21.95



5" Outside 3rd Rail (Accessory Track) #00671 \$21.95



5" Bumper #00926 \$14.95



THE SHOWCASE LINE S-TRAX SYSTEM FLEX TRACK, SECTIONAL TRACK

The Showcase Line's S-Trax System sectional track is prototypical track, following the specifications of the Pennsylvania Railroad for rail, ties, ballast and grading from the 1950's. Sectional track components are designed with positive mechanical and electrical connections. The integral roadbed allows for even temporary layouts on any flat surface.

Sectional track is available in various straight lengths and multiple curve radii.

For complete details on the S-Trax System and track plans, pick up your copy of the new S-Trax® Primer and Track Planning Guide #01122 \$7.95

- 155# (Code 125) Nickel Silver Solid, Extruded "T" Section Rail
- Celcon Ties
- Molded Wood Grain Detail on Ties
- ABS Molded, Integral, Ballasted Roadbed
- Decorated Ballast Detail
- Positive Interlocking Sections



SECTIONAL STRAIGHT TRACK

5" Length, 6 per Box	#00297	\$ 30.95
10" Length, 6 per Box	#00258	\$ 32.95
15" Length, 6 per Box	#00257	\$ 39.95

SECTIONAL CURVE TRACK

20" Radius, 30°, 6 per Box	#00259	\$ 32.95
25" Radius, 30°, 6 per Box	#00292	\$ 37.95
30" Radius, 30°, 6 per Box	#00294	\$ 39.95

SECTIONAL TRACK SET

1 Set per Box Includes: Curve Track - 20" Radius, 12 Sections Straight Track - 10" length, 4 Sections Feeder Wire Set, 1 Pair	#00256	\$ 74.95
--	--------	----------

FLEX TRACK

40" Length, 6 per Box	#00465	\$ 50.95
40" Length, 24 per Carton	#00466	\$ 185.95

Flex Track does NOT come with ballasted roadbed.

Railjoiner, Flex track, metal, 36/pkg	#00660	\$ 3.95
Railjoiner, metal, 12/pkg	#00253	\$ 4.95
Railjoiner, insulated, weathered 12/pkg	#00254	\$ 2.95
Railjoiner, insulated, yellow 12/pkg	#00395	\$ 2.95
Railjoiner, feeder wired. 12/pkg	#00255	\$ 7.95
Terminal, feeder wire 24/pkg	#00788	\$ 3.95
Railjoiner, AF track compatible. 12/pkg	#00393	\$ 4.95
Rail 40", 33 pcs (Weathered)	#01228	\$ 79.95
Rail 40", 33 pcs (Un-Weathered)	#01734	\$ 79.95

THE SHOWCASE LINE PARTS AND ACCESSORIES TRUCKS, COUPLERS AND WHEELSETS

Item #	Description	Price
#00003	Code 110 wheel set trucks & wheelsets	\$ 8.95 per pair
#00383	Barber S-2 70 ton roller bearing truck	\$ 12.95 per pair
#01208	Barber S-2 70 ton roller bearing caboose truck with electrical pickup	\$ 12.95 per pair
#00001	Andrews tender trucks with electrical pickup	\$ 8.95 per pair
#00045	AAR 70 ton friction bearing	\$ 8.95 per pair
#00047	Andrews 50 ton trucks	\$ 8.95 per pair
#00024	AAR type "Y" (PRR 2D-F8)	\$ 8.95 per pair
#00024	33" Wheelsets, insulated	\$ 3.95 per set of 4
#01735	33" Wheelsets, Caboose and Tender	\$ 4.95 per set of 4

Item #	Description	Price
#00004	AF comp. wheel set trucks & wheelsets	\$ 8.95 per pair
#00384	Barber S-2 70 ton roller bearing truck	\$ 12.95 per pair
#01208	Barber S-2 70 ton roller bearing caboose truck with electrical pickup	\$ 12.95 per pair
#00002	Andrews tender trucks with electrical pickup	\$ 8.95 per pair
#00046	AAR 70 ton friction bearing	\$ 8.95 per pair
#00048	Andrews 50 ton trucks	\$ 8.95 per pair
#00048	AAR type "Y" (PRR 2D-F8)	\$ 8.95 per pair
#00025	33" Wheelsets, insulated	\$ 3.95 per set of 4
#00664	33" Wheelsets, Caboose and Tender	\$ 4.95 per set of 4
#00967	33" Wheelset, insulated replacements AM Flyer	\$ 3.95 per set of 4
#00979	33" Wheelset, non-insulated replacements AM Flyer	\$ 3.95 per set of 4

Item #	Description	Price
#00005	Couplers & Parts	
#00005	American Flyer® comp. freight car couplers	\$ 2.95 per pair
#00359	American Flyer® comp. caboose couplers	\$ 2.95 per pair
#00295	American Flyer® comp. SW -9 couplers	\$ 3.95 per pair
#01310	American Flyer® comp. close couple freight car coupler	\$ 3.95 per pair
#00588	Kadee Style F-3 coupler black (not shown)	\$ 2.95 per pair
#01295	Kadee Style coupler rust (not shown)	\$ 6.95 per pair
#KD802	Couplers Black	\$ 6.75 per 2 pair
#KD808	Couplers Brown	\$ 6.75 per 2 pair
#KD241	"Dual Tool" Manual Uncoupling Tool & built in Spring Pic	\$ 1.95



#00003



#00383



#00001



#00045



#00047



#00024



#00004



#00384



#00002



#00046



#00048



#00025



#00295



#00359



#00005

Visit our website for the latest info about The Showcase Line at www.showcaseline.com

THE SHOWCASE LINE PARTS AND ACCESSORIES TRACK CLEANING CAR, ETC.

Item #	Description	Price
#00289	Engineer & Fireman, Diesel	\$ 5.95 per set
#00358	Conductor & Brakeman	\$ 5.95 per set
#00394	Bulb, 2.5 volt, caboose replacement	\$ 1.95 per set
#01309	SW-1 "Golden White" LED replacement parts	\$ 11.95 per set
#01661	Smoke Fluid Funnels	\$ 2.95 3 /pk
#01669	Engineer & Fireman, Steam Engine	\$ 5.95 per set
#01663	2-8-0 Smoke Unit Assy.	\$ 24.95 per set
#01675	1.6 mm Eccentric Crank Wrench	\$ 1.95
#01589	Santa w/toy sack and Mrs. Claus	\$ 8.95
JTMSC	MEGA Smoke Fluid, Cedar 2oz.	\$ 5.00 per bottle
ART5400	DC Power Pack, 24 VDC	\$ 69.95
MAGNUM	AC 5 amp Transformer (18 volt, fixed)	\$ 50.00
POLOG	SHS Polo Shirt w/ logo dark green	\$ 28.00
POLOY	SHS Polo Shirt w/ logo yellow	\$ 28.00
Train Pak	Lubrication Set	\$ 15.95



Train Pack

Details ARE the Difference™



*SHS Yellow Polo Shirt



ART-5400



#01211 Track Cleaning car installed Double Sheathed boxcar

Trains operate even better when the rails are clean. MNP adds its exclusive track cleaning system to either Showcase Line U S R A single or double sheathed box cars. Each car comes with six extra pads for the two motorized rotary cleaners. Contact customer service for ordering information.

\$ 149.95

Don't Forget!
to ask for our free quarterly newsletter
The SHS Update

