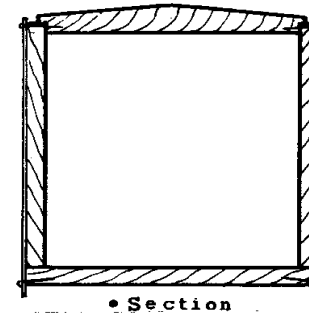
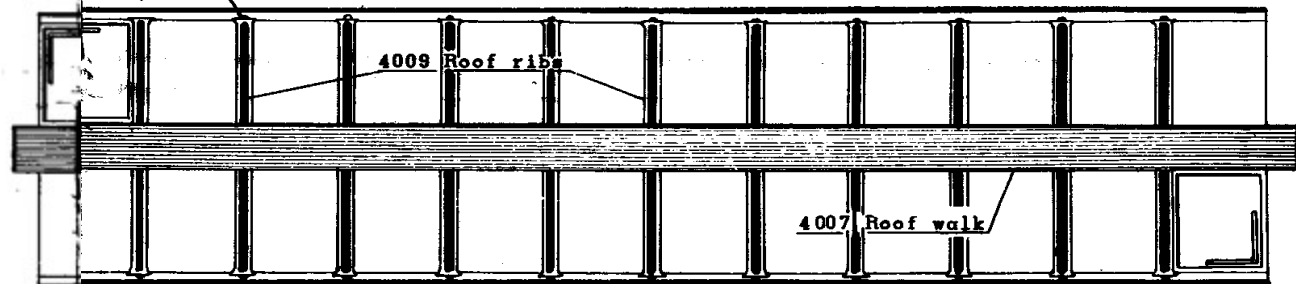
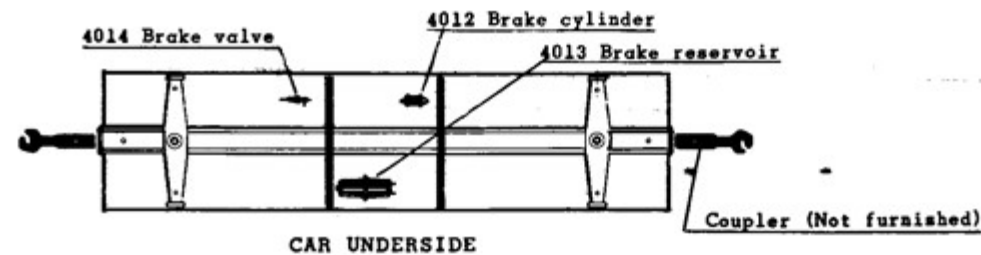


DRILLING: It is recommended that all hardware be fastened in place with escutcheon pins or solder instead of cement. Where it is necessary to drill holes, for escutcheon pin use, a #66 drill held in a pin vise should be used. An alternate method of obtaining these holes is to use an ice pick, placing the part on a wood block and lightly tapping with a small hammer.



Form the brake platform support as furnished to the shape indicated and fasten in place on car end. Attach the corrugated platform piece over the platform support with cement.

ASSEMBLY DRAWING 40'-6" BOX CARS



CAR ROOF (FULL SIZE) - SHOWING LOCATION OF ROOF RIBS

